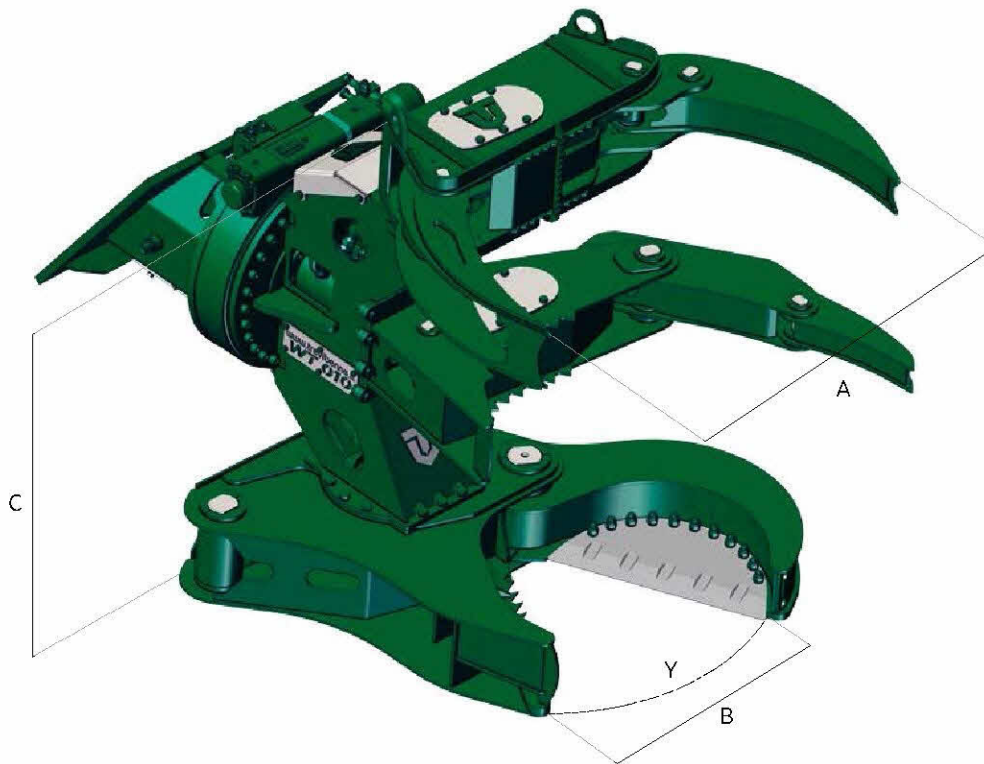


SERIE WT

PINZA PER DEFORESTAZIONE
 TREE SHEAR
 PINCE POUR LA DÉFORESTATION
 PINZA PARA DEFORESTACIÓN
 GERÄT ZUR ENTWALDUNG
 PODADOR DE TRONCOS




model	(2)	(1)	(2)
	9,920	lb.	15,430
WT 002	11,020	13,225	
WT 004	12,125	19,840	
	13,225	17,635	
WT 005	17,635	30,865	
	19,840	26,445	
WT 010	26,445	39,680	
	28,660	35,275	
WT 015	35,275	52,910	
	37,480	48,500	
WT 020	46,300	77,160	
	50,700	66,140	













- (1) Accoppiamento escavatore attrezzatura ottimale
Optimum excavator equipment combination
 Couplage pelle équipement optimal
 Acoplamiento excavadora implemento optimal
 Optimale Bagger Ausrüstung Kombination
 Combinação máquina implemento ideal
- (2) Accoppiamento escavatore attrezzatura possibile
Possible excavator equipment combination
 Couplage pelle équipement possible
 Acoplamiento excavadora implemento posible
 Mögliche Bagger Ausrüstung Kombination
 Combinação máquina implemento possível



HARDOX®
 WEAR PLATE





		WT 002*	WT 004	WT 005	WT 010	WT 015	WT 020
							
	lb.	750	950	1,200	2,160	3,420	4,050
A	in.	35,2	35,2	33,5	43,3	43,3	59,1
B	in.	35,4	35,4	17,7	25,6	29,5	33,5
C	in.	23,2	24,2	47,2	56,7	67,7	72,8
Y	Tons	6,5	6,5	16,5	22	35	37,5
	Ø max	in.	5,9	5,9	9,8	13,8	19,7
	max	psi	3,200	3,200	3,650	4,350	4,350
	max	g/min.	13 / 16	13 / 16	16 / 21	21 / 26	34 / 40
	max	psi	/	2,550	2,550	2,550	2,550
	max	g/min.	/	5,3	5,3	11	11

(*) Modello senza rotazione / (*) Model without rotation / (*) Modèle sans rotation / (*) Modelo sin rotación / (*) Model ohne Drehvorrichtung / (*) Modelo sem rotação