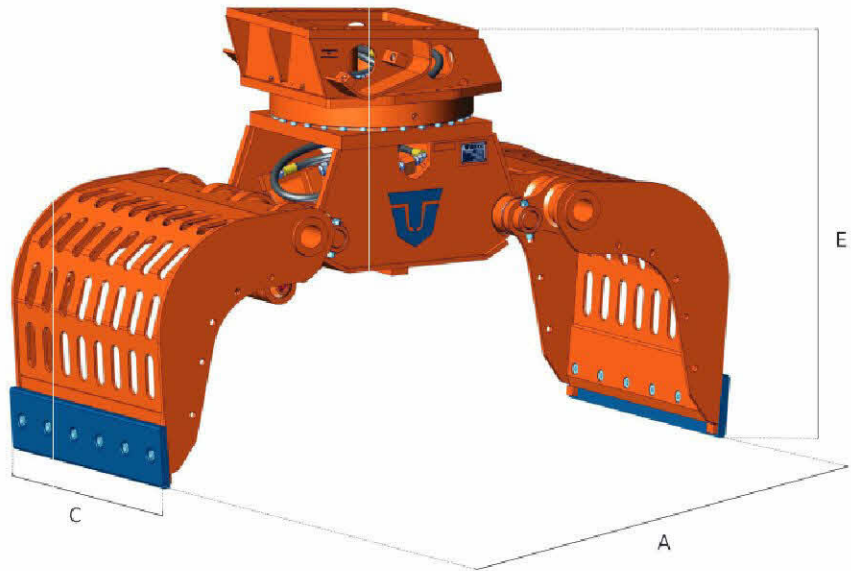
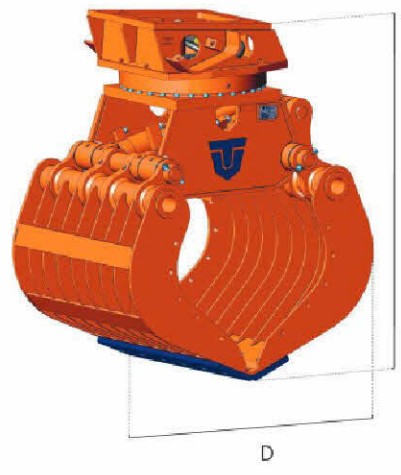




PMZ SERIES

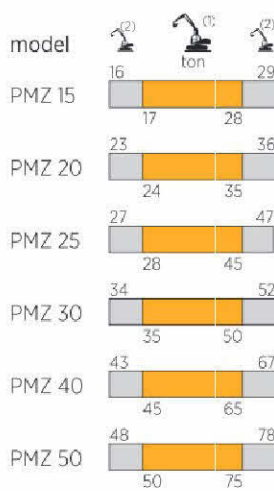
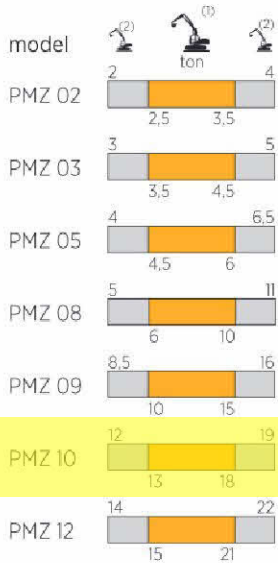

- DEMOLITION / SORTING GRAB
- PINZA DEMOLITRICE / SELEZIONATRICE
- PINCE DE TRI
- PINZA DE DEMOLICIÓN / SELECCIÓN
- ABBRUCH / HANDLING GREIFER



NEW
FOR MONITOR

		PMZ 02	PMZ 03	PMZ 05	PMZ 08	PMZ 09	PMZ 10	PMZ 12
	kg.	140*/ 140**	240* / 245**	405*/ 425**	445*/ 465**	840*/ 890**	970*/ 1060**	1040*/ 1140**
A	mm.	800	1160	1400	1545	1760	1950	1950
B	mm.	745	900	1075	1170	1340	1490	1490
C	mm.	450	500	600	700	800	800	920
D	mm.	550	790	875	930	1070	1180	1180
E	mm.	740	810	960	1000	1135	1250	1250
N°	n°	1	1	1	1	1	2	2
Cap. SAE	m³	0,1	0,15	0,2	0,25	0,4	0,5	0,6
max	bar	210	250	300	300	320	350	350
max	l/min.	20	25	40	50	100	120	120
max	bar	120	120	140	140	210	210	210
max	l/min.	3	3	5	5	10 / 20***	10 / 20***	10 / 20***

*PMZ C version standard with closed grapple shells / *PMZ versione C standard a chela chiusa / *PMZ version C standard avec mâchoires à tôles ajourées
 **PMZ version C standard grappas cerradas / **PMZ Version C Standard mit geschlossenen Scheren.
 ***PMZ S version on request with grapple shells with ribs / ***PMZ versione S su richiesta con chela a stecche / ***PMZ version S sur demande avec mâchoires grillées
 ****PMZ versión S bajo solicitud grappas con rejas / ****PMZ Version S auf Anfrage mit Stange-Scheren.
 *****Double motor / *****Doppio motore / *****Double moteur / *****Doble motor / *****Doppelmotor



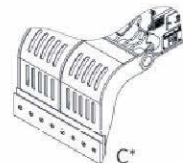
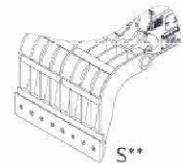
- (1) Optimum excavator-equipment combination
Accoppiamento escavatore-attrezzatura ottimale
Couplage pelle-équipement optimal
Acoplamiento excavadora-implemento optimal
Optimale Bagger-Ausrüstung Kombination
- (2) Possible excavator-equipment combination
Accoppiamento escavatore-attrezzatura possibile
Couplage pelle-équipement possible
Acoplamiento excavadora-implemento posible
Mögliche Bagger-Ausrüstung Kombination



HARDOX®
WEAR PLATE

HARDOX®
IN MY BODY

		PMZ 15	PMZ 20	PMZ 25	PMZ 30	PMZ 40	PMZ 50
	kg.	1530* / 1655**	1890* / 2030**	2480* / 2715**	2790* / 3480**	3910* / 4400**	4220* / 4850**
A	mm.	2120	2400	2420	2800	2850	3050
B	mm.	1615	1735	1915	2130	2165	2280
C	mm.	1020	1205	1205	1500	1500	1650
D	mm.	1310	1360	1385	1540	1780	1860
E	mm.	1405	1450	1660	1750	1880	1935
N°	n°	2	2	2	2	2	2
Cap. SAE	m³	0,8	0,95	1,0	1,3	1,5	1,8
	max bar	350	350	350	350	350	350
	l/min.	170	170	200	200	250	250
	max bar	210	210	210	210	250	250
	l/min.	10 / 20***	15 / 30***	15 / 30***	15 / 30***	15 / 30***	15 / 30***



*PMZ C version standard with closed grapple shells / *PMZ versione C standard a chela chiusa / *PMZ version C standard avec mâchoires à tôles ajourées

**PMZ versión C estándar garras cerradas / **PMZ Version C Standard mit geschlossenen Scheren

***PMZ S version on request with grapple shells with ribs / ***PMZ versione S su richiesta con chela a stecche / ***PMZ version S sur demande avec mâchoires grillées

****PMZ versión S bajo solicitud garras con rejas / ****PMZ Version S auf Anfrage mit Stange-Scheren

*****Double motor / *****Doppio motore / *****Double moteur / *****Doble motor / *****Doppelmotor