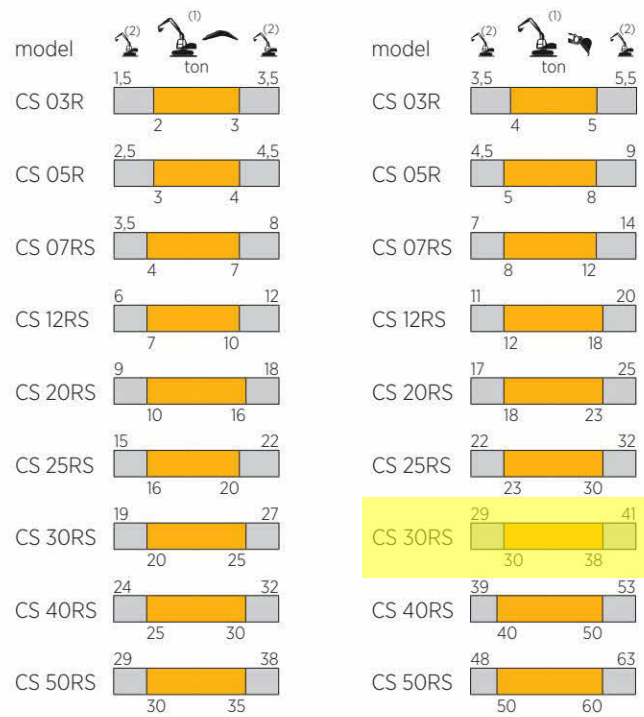
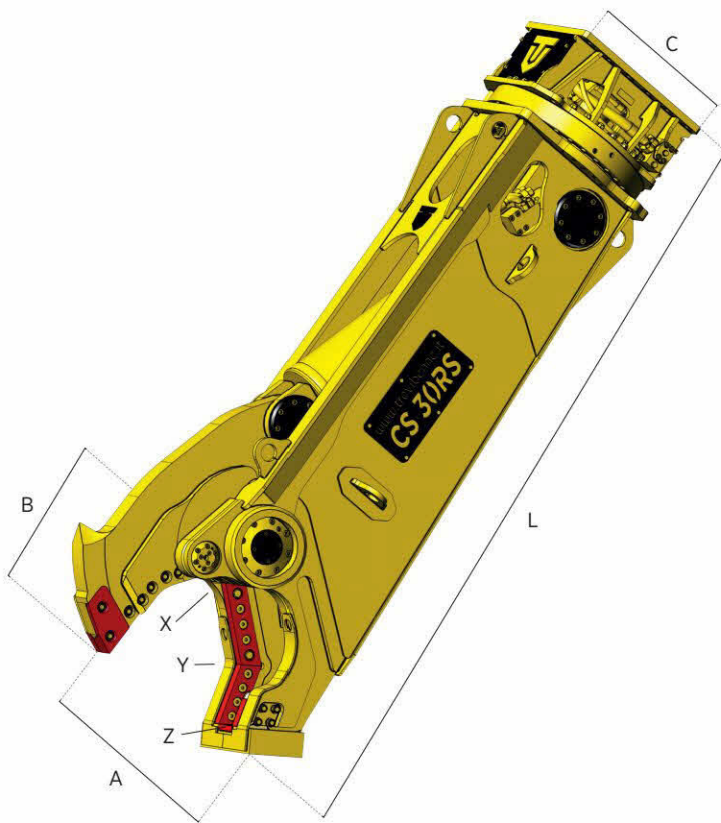




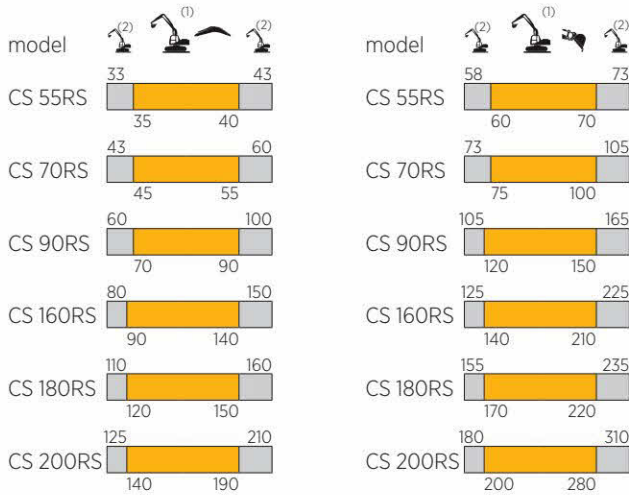
CS SERIES

MARILYN SHEAR

- CESCOIA MARILYN
- CISAILLE MARILYN
- CIZALLA PARA HIERRO MARILYN
- METALLSCHERE MARILYN



		CS 03R	CS 05R	CS 07RS	CS 12RS	CS 20RS	CS 25RS	CS 30RS	CS 40RS	CS 50RS
🔧	kg.	300	465	880	1180	2050	2650	3000	4030	4800
A	mm.	265	340	405	475	535	570	615	660	725
B	mm.	230	320	370	385	445	505	545	610	675
C	mm.	380	460	570	570	715	715	715	865	865
L	mm.	1330	1725	2180	2300	2660	2950	3130	3420	3660
X	t.	119	135	236	272	301	507	605	660	759
Y	t.	56	62	99	114	133	217	253	297	314
Z	t.	31	37	55	66	73	121	138	160	168
🔪	bar	320	320	320	350	350	350	350	350	350
🔪	l/min.	80 / 100	80 / 150	100 / 150	150 / 250	180 / 250	200 / 300	200 / 300	300 / 400	350 / 450
🔪	bar	120	120	140	140	140	140	140	140	140
🔪	l/min.	5	10	10	10 / 20	10 / 20	10 / 20	10 / 20	10 / 20	10 / 20
🔪		/	/	/	/	/	/	/	/	✓



■ (1) Optimum excavator-equipment combination
 Accoppiamento escavatore-attrezzatura ottimale
 Couplage pelle-équipement optimal
 Acoplamiento excavadora-implemento optimal
 Optimale Bagger-Ausrüstung Kombination

■ (2) Possible excavator-equipment combination
 Accoppiamento escavatore-attrezzatura possibile
 Couplage pelle-équipement possible
 Acoplamiento excavadora-implemento posible
 Mögliche Bagger-Ausrüstung Kombination

		CS 55RS	CS 70RS	CS 90RS	CS 160RS	CS 180RS	CS 200RS
⚖️	kg.	6200	7900	10300	16700	17900	19500
A	mm.	780	845	920	1100	1100	1180
B	mm.	690	710	780	1080	1080	1130
C	mm.	1000	1100	1200	1325	1325	1750
L	mm.	3905	4190	4400	5440	5565	5580
X	t.	770	897	1183	1645	1645	1695
Y	t.	319	413	528	671	671	760
Z	t.	176	226	292	363	363	385
⚙️	max	350	350	350	350	350	350
⚙️	l/min.	400 / 500	450 / 600	500 / 800	800 / 1000	800 / 1000	900 / 1200
⚙️	max	140	140	140	250	250	140
⚙️	max	30 / 60	30 / 60	60	60	60	60
⚙️		✓	✓	✓	✓	✓	✓

